

Sr.No	PARTICULARS	Stand alone				Consolidated	
		Quarter Ended		Year ended		Year ended	
		31/03/15 Audited as per note 3	31/12/2014 Unaudited	31/03/14 Audited as per note 3	31/03/15 (Audited)	31-03-14 (Audited)	31/03/15 (Audited)
1	Income from operations						
a	Net Sales of traded goods and Services	54932.41	51338.33	55751.83	212888.90	227,493.44	237882.52
b	Other Operating Income	-	-	-	-	-	-
	Total Income from operations	54932.41	51338.33	55751.83	212888.90	227493.44	237882.52
2	Expenses:						
a	Cost of Goods Sold	51865.01	49055.77	51700.99	203264.39	217,333.00	227778.12
b	Employee Cost	630.08	533.23	590.65	2199.04	2,170.24	2357.55
c	Depreciation	128.22	96.10	88.15	471.32	318.23	473.60
d	Other Expenses	1199.58	590.60	1592.02	2951.06	3,980.15	3227.94
f	Total	53822.89	50275.70	53971.81	208885.81	223801.62	233837.21
3	Profit from Operations before Other Income, Interest and Exceptional Items (1-2)	1109.52	1062.63	1780.03	4003.09	3691.82	4045.31
4	Other Income	314.33	236.49	149.25	998.47	1,324.72	1006.44
5	Profit before Interest and Exceptional Items (3+4)	1423.85	1299.12	1929.28	5001.56	5016.54	5051.75
6	Finance costs	852.81	869.67	1044.25	3253.37	3,258.98	3260.18
7	Profit after Interest but before Exceptional Items (5-6)	571.05	429.45	885.03	1748.19	1757.56	1791.57
8	Exceptional items	-	-	-	-	-	-
9	Profit from Ordinary Activities before tax	571.05	429.45	885.03	1748.19	1757.56	1791.57
10	Tax Expense						
a	Provision for taxation including deferred tax	179.39	146.23	325.86	579.62	596.35	581.35
11	Net Profit from ordinary Activities after tax (9-10)	391.65	283.22	559.16	1168.57	1161.21	1210.22
12	Extraordinary Items	-	-	-	-	-	-
13	Net Profit for the period (11-12)	391.65	283.22	559.16	1168.57	1161.21	1210.22
14	Paid-up equity share capital (Face value of Rs. 10/- per share)	665.50	665.50	665.50	665.50	665.50	665.50
15	Reserves excluding Revaluation Reserve	-	-	-	7357.32	6,415.08	7357.32
16	Earnings per share (EPS).						
	Basic and diluted EPS (Rs.)	5.89	4.26	8.40	17.56	17.45	18.20
<b>A PARTICULARS OF SHAREHOLDING</b>							
<b>Public Shareholding</b>							
	-Number of shares	2141047	2141047	2141047	2141047	2141047	2141047
	-% of Holding	32.17%	32.17%	32.17%	32.17%	32.17%	32.17%
<b>Promoters and Promoter group Shareholding</b>							
a	<b>Pledged/Encumbered</b>						
	-Number of Shares	NIL	NIL	NIL	NIL	NIL	NIL
	-Percentage of Shares (as a % of the total shareholding of promoter and promoter group)	NIL	NIL	NIL	NIL	NIL	NIL
	-Percentage of Shares (as a % of the total share capital of the Company)	NIL	NIL	NIL	NIL	NIL	NIL
b	<b>Non-encumbered</b>						
	-Number of Shares	4513953	4513953	4513953	4513953	4513953	4513953
	-Percentage of Shares (as a % of the total shareholding of promoter and promoter group)	100.00%	100.00%	100.00%	100.00%	100.00%	100.00%
	-Percentage of Shares (as a % of the total share capital of the Company)	67.83%	67.83%	67.83%	67.83%	67.83%	67.83%

B	Investor Complaints	3 months ended 31.3.15
	Pending at the beginning of the quarter	Nil
	Received during the quarter	2
	Disposed of during the quarter	2
	Remaining unresolved at their end of the quarter	Nil


**Notes:**



- The above results were reviewed by the Audit Committee and approved by the Board of Directors in their meetings held on 15th May, 2015.
- The company is in the business of distribution of computer parts & peripherals in India having similar risks and rewards and therefore there is only one geographical and business segment.
- The Statutory Auditors have carried out a limited review of above results.
- The Statutory Auditors of the Company have applied to ICAI for Peer Review Certificate.
- There are no qualifications raised by the Auditors in their Auditor Report.
- During the year, the Company has revised depreciation rates on fixed assets according to the useful life as specified in the Schedule II to then Companies Act, 2013 or on the basis of its assessment made by the Company as permitted by the said schedule. Had there not been change in depreciation rates, the depreciation for the year would have been lower by Rs.102.74 Lacs.  
Due to prescription of useful life by Schedule II as above, depreciation on assets whose useful life is already exhausted before 01.04.2014 (net of deferred tax impact thereon) has been adjusted to General Reserve.
- The figures for the Quarter ended 31st March, 2015 and 31st March, 2014 as reported in this financial results are the balancing figures between Audited figures in respect of the full financial year and the published year to date unaudited figures up to the end of the third Quarter of the relevant financial year.
- Provision for tax, including Deferred tax, has been worked out at normal corporate tax rates.
- The Company's Board of Directors have recommended a final dividend of Rs. 2/- per share subject to shareholders approval.
- Figures for the previous period/year have been regrouped and reclassified wherever necessary to make them comparable with current period/year figures.
- Statement of Assets & Liabilities as at 31st March, 2015.

Place : Mumbai  
 Dated : 15-05-2015

For Compuage Infocom Limited

Atul H. Mehta  
 Chairman and Managing Director



STATEMENT OF ASSETS AND LIABILITIES	(Rs.in Lacs)	
	As at 31/03/2015	As at 31/03/2014
<b>Particulars</b>		
<b>EQUITY AND LIABILITIES</b>		
Shareholders' funds		
(a) Share capital	665.50	665.50
(b) Reserves and surplus	7,357.32	6,415.08
Non-current liabilities		
(a) Long-term borrowings	97.46	512.42
(b) Deferred tax liabilities (net)	268.35	273.73
Current liabilities		
(a) Short-term borrowings	21,703.27	21,721.07
(b) Trade payables	22,024.99	22,776.34
(c) Other current liabilities	1,975.42	1,599.92
(d) Short-term provisions	180.70	294.64
<b>TOTAL - EQUITY AND LIABILITIES</b>	<b>54,273.01</b>	<b>54,258.70</b>
<b>ASSETS</b>		
Non-current assets		
(a) Fixed assets	3,698.93	4,110.13
(b) Non-current investments	97.12	73.92
(c) Long-term loans and advances	-	5.21
(d) Other non-current assets	1.83	10.38
Current assets		
(a) Current investments	-	-
(b) Inventories	20,022.57	20,309.15
(c) Trade receivables	23,772.22	22,594.07
(d) Cash and cash equivalents	3,926.00	3,951.49
(e) Short-term loans and advances	2,614.37	3,089.51
(f) Other current assets	139.97	114.84
<b>TOTAL - ASSETS</b>	<b>54,273.01</b>	<b>54,258.70</b>
Place : Mumbai	For Compuage Infocom Limited	
Dated : 15th May 2015.		
	Atul H. Mehta	
	Chairman & Managing Director	